

# 2008 Citizen Survey Results

NOTE: The narrative results were edited for website publication. The edits consisted of removing references to specific locations and names that might identify the respondents. This was done to protect the identity of the respondents.

## 1. I feel safe in my neighborhood.

144 of 149 (97%) responded to this question in 2008.

182 of 214 (85%) responded to this question in 2005.

|                   | <u>2008 Count</u> | <u>2008 Percentage</u> | <u>2005 Percentage</u> | <u>% of Change</u> |
|-------------------|-------------------|------------------------|------------------------|--------------------|
| Strongly Agree    | 62                | 43%                    | 49%                    | -6%                |
| Agree             | 69                | 48%                    | 46%                    | +2%                |
| Disagree          | 5                 | 3%                     | 2%                     | +1%                |
| Strongly Disagree | 4                 | 3%                     | .5%                    | +2.95%             |
| Not Sure          | 4                 | 3%                     | 2.5%                   | +1.5%              |

## 2. I often see the police either driving or walking in my neighborhood.

144 of 149 (97%) responded to this question in 2008.

212 of 214 (99%) responded to this question in 2005.

|                   | <u>2008 Count</u> | <u>2008 Percentage</u> | <u>2005 Percentage</u> | <u>% of Change</u> |
|-------------------|-------------------|------------------------|------------------------|--------------------|
| Strongly Agree    | 30                | 21%                    | 26%                    | -5%                |
| Agree             | 79                | 55%                    | 49%                    | +6%                |
| Disagree          | 21                | 15%                    | 19%                    | +4%                |
| Strongly Disagree | 9                 | 6%                     | 4%                     | +2%                |
| Not Sure          | 5                 | 3%                     | 2%                     | +1%                |

## 3. I feel it is likely that my home will be broken into when I am not there.

140 of 149 (94%) responded to this question in 2008.

214 of 214 (100%) responded to this question in 2005.

|                   | <u>2008 Count</u> | <u>2008 Percentage</u> | <u>2005 Percentage</u> | <u>% of Change</u> |
|-------------------|-------------------|------------------------|------------------------|--------------------|
| Strongly Agree    | 6                 | 4%                     | 6%                     | -2%                |
| Agree             | 11                | 8%                     | 10%                    | -2%                |
| Disagree          | 76                | 54%                    | 46%                    | +8%                |
| Strongly Disagree | 26                | 19%                    | 26%                    | -7%                |
| Not Sure          | 21                | 15%                    | 12%                    | +3%                |

## 4. I feel it is likely that I or my neighbors will be threatened, assaulted, or held-up in our neighborhood.

144 of 149 (97%) responded to this question in 2008.

210 of 214 (98%) responded to this question in 2005.

|                   | <u>2008 Count</u> | <u>2008 Percentage</u> | <u>2005 Percentage</u> | <u>% of Change</u> |
|-------------------|-------------------|------------------------|------------------------|--------------------|
| Strongly Agree    | 5                 | 4%                     | 3%                     | +1%                |
| Agree             | 10                | 7%                     | 6%                     | +1%                |
| Disagree          | 66                | 46%                    | 46%                    | ---                |
| Strongly Disagree | 51                | 35%                    | 39%                    | -4%                |
| Not Sure          | 12                | 8%                     | 6%                     | +2%                |

**5. I feel it is likely my children or the children of friends will become involved in drugs in the neighborhood.**

141 of 149 (97%) responded to this question in 2008.

210 of 214 (98%) responded to this question in 2005.

|                   | <u>2008 Count</u> | <u>2008 Percentage</u> | <u>2005 Percentage</u> | <u>% of Change</u> |
|-------------------|-------------------|------------------------|------------------------|--------------------|
| Strongly Agree    | 8                 | 6%                     | 3%                     | +3%                |
| Agree             | 7                 | 5%                     | 11%                    | -6%                |
| Disagree          | 60                | 43%                    | 42%                    | +1%                |
| Strongly Disagree | 39                | 28%                    | 28%                    | ---                |
| Not Sure          | 27                | 18%                    | 16%                    | +2%                |

**6. I feel drugs can be easily obtained in my neighborhood.**

142 of 149 (95%) responded to this question in 2008.

211 of 214 (96%) responded to this question in 2005.

|                   | <u>2008 Count</u> | <u>2008 Percentage</u> | <u>2005 Percentage</u> | <u>% of Change</u> |
|-------------------|-------------------|------------------------|------------------------|--------------------|
| Strongly Agree    | 7                 | 5%                     | 6%                     | -1%                |
| Agree             | 16                | 11%                    | 10%                    | +1%                |
| Disagree          | 45                | 32%                    | 35%                    | -3%                |
| Strongly Disagree | 41                | 29%                    | 29%                    | ---                |
| Not Sure          | 33                | 23%                    | 20%                    | +3%                |

**7. I never see the police patrolling in my neighborhood.**

143 of 149 (96%) responded to this question in 2008.

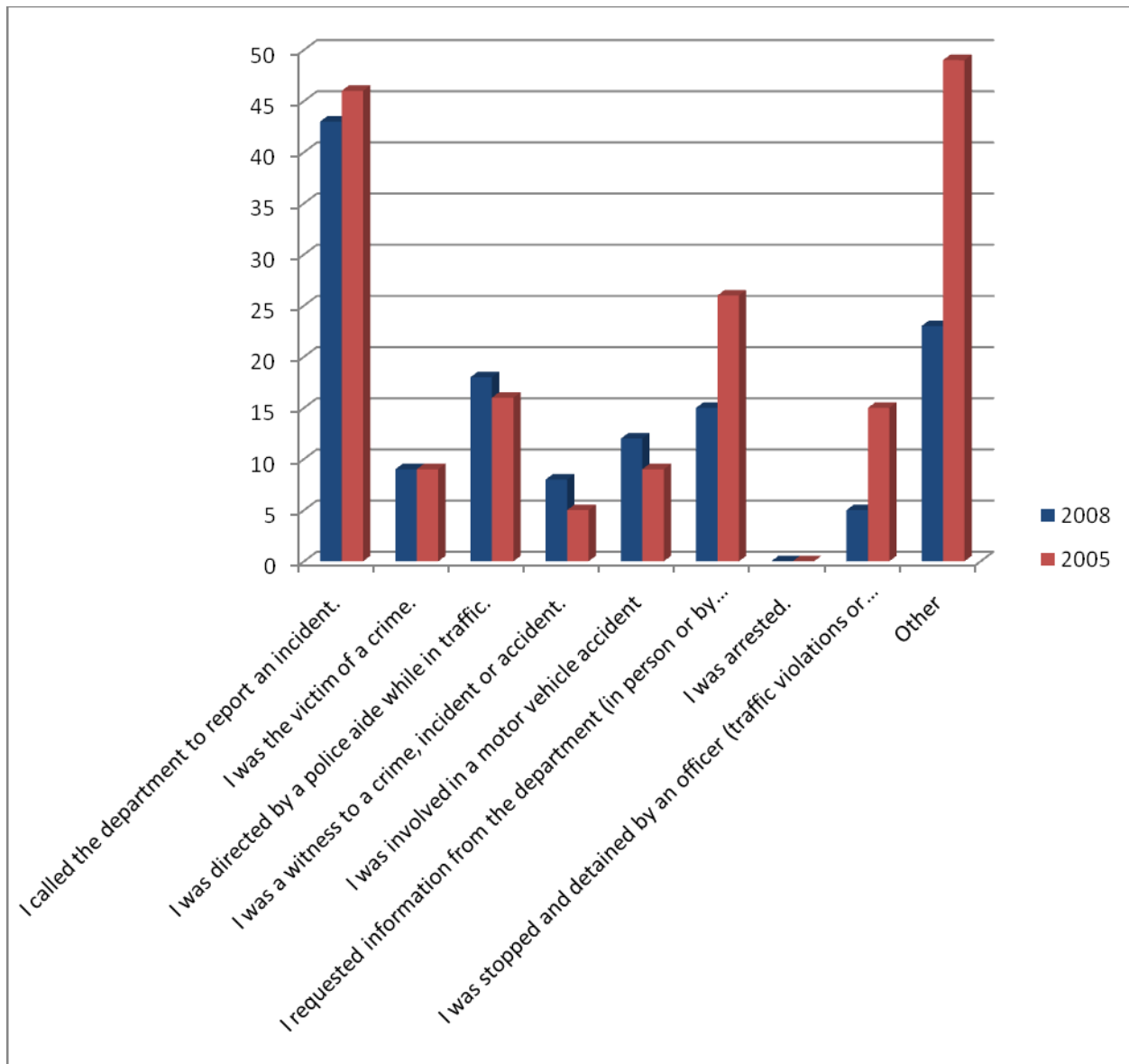
209 of 214 (98%) responded to this question in 2005.

|                   | <u>2008 Count</u> | <u>2008 Percentage</u> | <u>2005 Percentage</u> | <u>% of Change</u> |
|-------------------|-------------------|------------------------|------------------------|--------------------|
| Strongly Agree    | 5                 | 3.5%                   | 5%                     | -1.5%              |
| Agree             | 12                | 8%                     | 11%                    | -3%                |
| Disagree          | 64                | 45%                    | 43%                    | +2%                |
| Strongly Disagree | 57                | 40%                    | 39%                    | +1%                |
| Not Sure          | 5                 | 3.5%                   | 2%                     | +1.5%              |

**8. In your opinion, what is the most serious crime problem or other police related problem in your neighborhood?**

- |  |                                |
|--|--------------------------------|
| 21 Speeding (mostly in subdivisions and neighborhoods) | 4 Other                        |
| 15 Drugs   | 3 Animal control               |
| 10 Theft/Armed robbery                                 | 2 Speeding school busses       |
| 9 Home invasion/Home or Construction break ins         | 2 Persons of certain ethnicity |
| 4 Vandalism  | 2 Teenagers smoking/loitering  |
| 4 Noisy cars   | 2 Load music                   |
| 4 Domestic Violence/Assault                            | 1 Skateboarding                |
| 4 Barking dogs   | 1 Ambulance calls              |
|  | 1 Litter                       |

### 9. What was the nature of the contacts?



### 10. Employee with whom the respondent had the most recent contact.

86 of 149 (58%) responded to this question in 2008.

128 of 214 (60%) responded to this question in 2005.

|                          | <u>2008 Count</u> | <u>2008 Percentage</u> | <u>2005 Percentage</u> | <u>% of Change</u> |
|--------------------------|-------------------|------------------------|------------------------|--------------------|
| Police Officer           | 68                | 79%                    | 70%                    | +9%                |
| Detective                | 2                 | 2%                     | 14%                    | -12%               |
| Communications Personnel | 10                | 12%                    | 8%                     | +4%                |
| Records Clerk            | 4                 | 5%                     | 6%                     | -1%                |
| Animal Control Officer   | 2                 | 2%                     | 2%                     | ---                |

### 11. Employee ratings.

86 of 149 (58%) responded to this question in 2008.

128 of 214 (60%) responded to this question in 2005.

#### Police Officers

|                    | <u>Very Good</u> | <u>Good</u> | <u>Poor</u> | <u>Very Poor</u> | <u>Not Sure</u> |
|--------------------|------------------|-------------|-------------|------------------|-----------------|
| Appearance         | 56               | 10          | 1           | 0                | 0               |
| Courtesy           | 53               | 12          | 2           | 0                | 1               |
| Helpfulness        | 50               | 13          | 3           | 1                | 1               |
| Overall Competence | 53               | 11          | 3           | 0                | 2               |
| <b>Totals</b>      | <b>212</b>       | <b>46</b>   | <b>9</b>    | <b>1</b>         | <b>4</b>        |

#### Detectives

|                    | <u>Very Good</u> | <u>Good</u> | <u>Poor</u> | <u>Very Poor</u> | <u>Not Sure</u> |
|--------------------|------------------|-------------|-------------|------------------|-----------------|
| Appearance         | 1                | 1           | 0           | 0                | 0               |
| Courtesy           | 1                | 1           | 0           | 0                | 0               |
| Helpfulness        | 1                | 1           | 0           | 0                | 0               |
| Overall Competence | 1                | 1           | 0           | 0                | 0               |
| <b>Totals</b>      | <b>4</b>         | <b>4</b>    | <b>0</b>    | <b>0</b>         | <b>0</b>        |

#### Communications Personnel

|                    | <u>Very Good</u> | <u>Good</u> | <u>Poor</u> | <u>Very Poor</u> | <u>Not Sure</u> |
|--------------------|------------------|-------------|-------------|------------------|-----------------|
| Appearance         | 6                | 0           | 0           | 0                | 0               |
| Courtesy           | 7                | 1           | 0           | 0                | 0               |
| Helpfulness        | 7                | 2           | 0           | 0                | 0               |
| Overall Competence | 8                | 1           | 0           | 0                | 0               |
| <b>Totals</b>      | <b>28</b>        | <b>4</b>    | <b>0</b>    | <b>0</b>         | <b>0</b>        |

#### Records Clerks

|                    | <u>Very Good</u> | <u>Good</u> | <u>Poor</u> | <u>Very Poor</u> | <u>Not Sure</u> |
|--------------------|------------------|-------------|-------------|------------------|-----------------|
| Appearance         | 4                | 0           | 0           | 0                | 0               |
| Courtesy           | 4                | 0           | 0           | 0                | 0               |
| Helpfulness        | 4                | 0           | 0           | 0                | 0               |
| Overall Competence | 4                | 0           | 0           | 0                | 0               |
| <b>Totals</b>      | <b>16</b>        | <b>0</b>    | <b>0</b>    | <b>0</b>         | <b>0</b>        |

#### Animal Control Officer

|                    | <u>Very Good</u> | <u>Good</u> | <u>Poor</u> | <u>Very Poor</u> | <u>Not Sure</u> |
|--------------------|------------------|-------------|-------------|------------------|-----------------|
| Appearance         | 1                | 1           | 0           | 0                | 0               |
| Courtesy           | 1                | 1           | 0           | 0                | 0               |
| Helpfulness        | 1                | 1           | 0           | 0                | 0               |
| Overall Competence | 1                | 1           | 0           | 0                | 0               |
| <b>Totals</b>      | <b>4</b>         | <b>4</b>    | <b>0</b>    | <b>0</b>         | <b>0</b>        |

**12. Generally I was satisfied with the way the department handled the situation or request.**

79 of 149 (53%) responded to this question in 2008.

103 of 214 (48%) responded to this question in 2005.

|                   | <u>2008 Count</u> | <u>2008 Percentage</u> | <u>2005 Percentage</u> | <u>% of Change</u> |
|-------------------|-------------------|------------------------|------------------------|--------------------|
| Strongly Agree    | 45                | 57%                    | 50%                    | +7%                |
| Agree             | 26                | 33%                    | 42%                    | -9%                |
| Disagree          | 4                 | 5%                     | 3.5%                   | +1.5%              |
| Strongly Disagree | 2                 | 2.5%                   | 3.5%                   | -1%                |
| Not Sure          | 2                 | 2.5%                   | 1%                     | +1.5%              |

**13. If you were not satisfied with the way the department handled the situation, please explain specifically why you were not satisfied.**

- People who took purse showed up at old adress on license and left name, address and # for a reward w/current homeowner. Detective called # and asked about theft- they said they didn't know about it. Why didn't det go to address or check video from store?
- They acted like they didn't want to be bothered
- I never heard back from the officer that did the report on my home invasion
- Nothing is taken seriously. Very unprofessional.
- The only thing I would ask for is officers to escort the school buses; I witness people running the flashing red lights every day!
- Took too long for someone to respond when did, people were gone
- Had an attitude problem.
- After the loss of my father in the line of duty, you could tell officer wasn't wearing bullet proof vest.
- I did not think he ran his job very well at all.

**14. Please give us your overall impression of Sevierville Police Officers.**

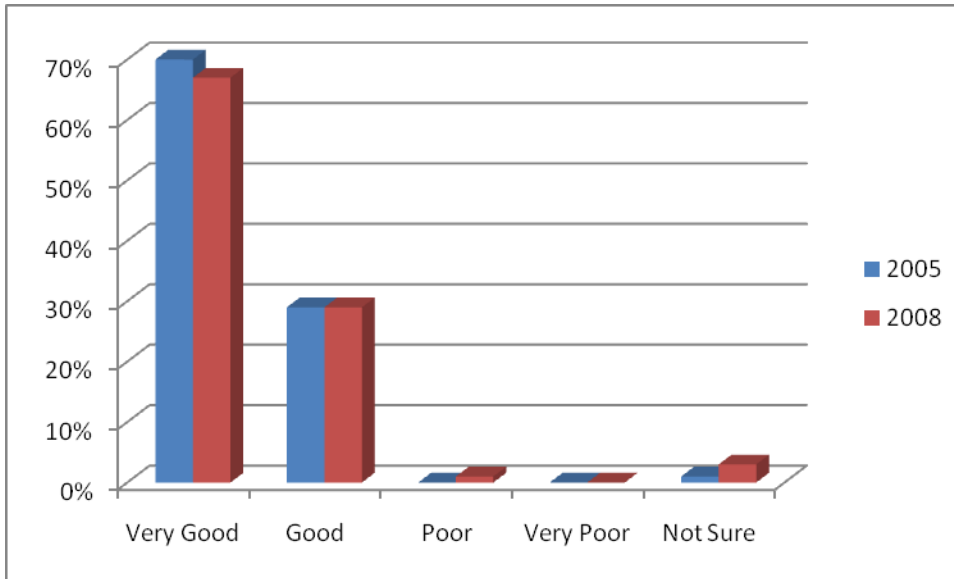
143 of 149 (96%) responded to this question in 2008.

198 of 214 (93%) responded to this question in 2005.

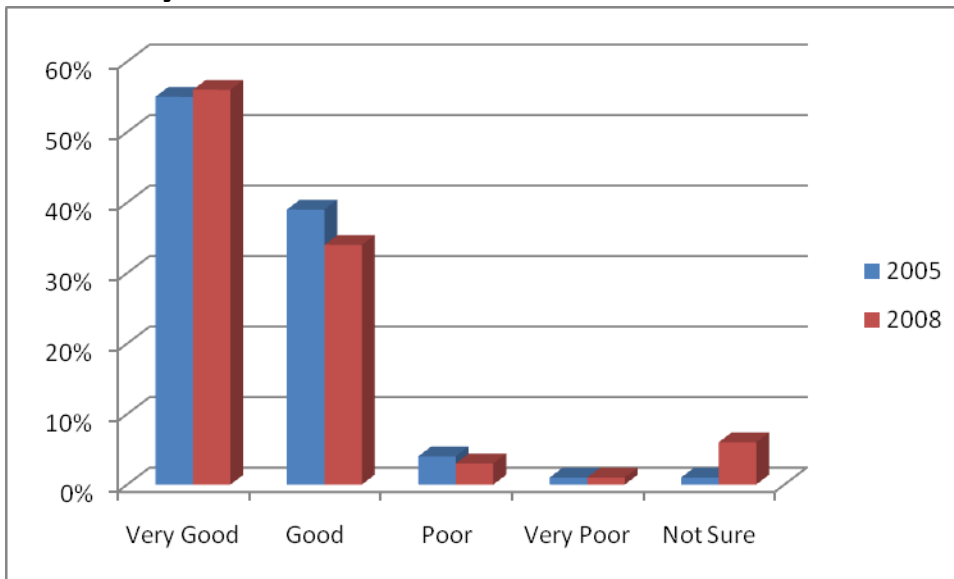
|                    | <u>Very Good</u> | <u>Good</u> | <u>Poor</u> | <u>Very Poor</u> | <u>Not Sure</u> |
|--------------------|------------------|-------------|-------------|------------------|-----------------|
| Appearance         | 95               | 42          | 1           | 0                | 5               |
| Courtesy           | 80               | 49          | 4           | 1                | 9               |
| Helpfulness        | 84               | 42          | 1           | 2                | 12              |
| Overall Competence | 77               | 47          | 3           | 1                | 12              |
| <b>Totals</b>      | <b>336</b>       | <b>180</b>  | <b>9</b>    | <b>4</b>         | <b>38</b>       |

14. Please give us your overall impression of Sevierville Police Officers.

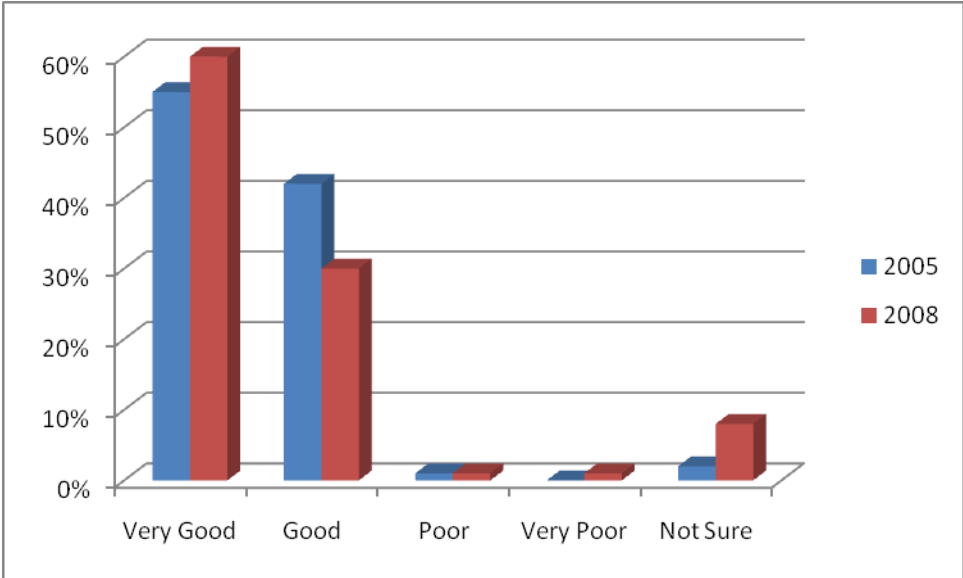
### Appearance



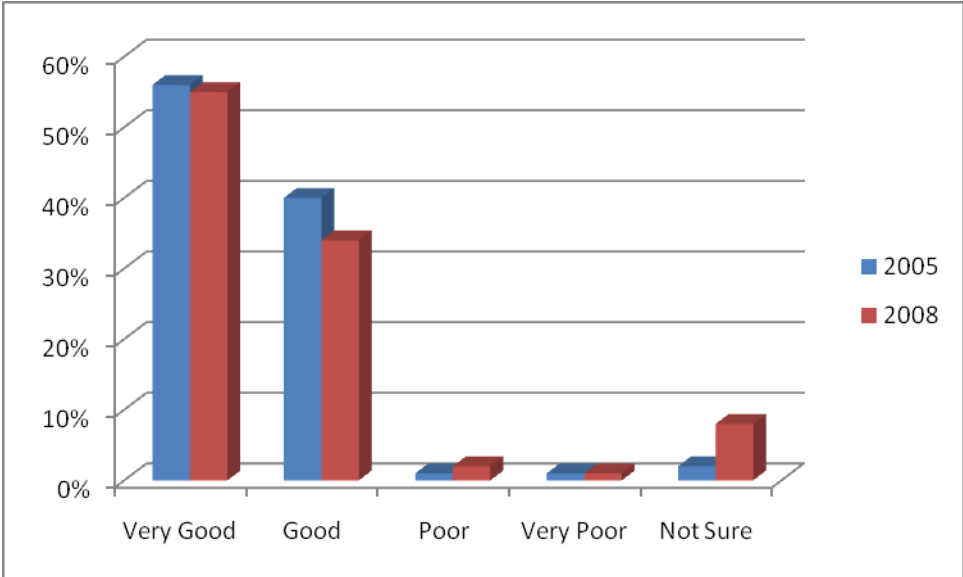
### Courtesy



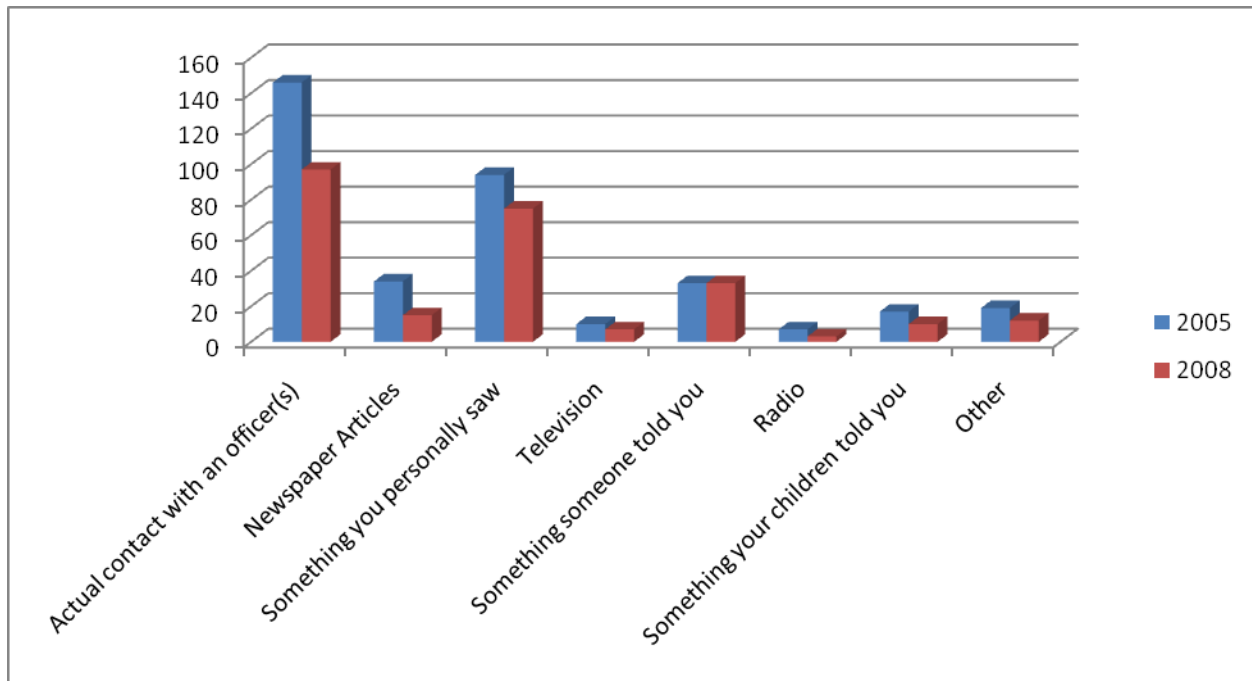
# Helpfulness



# Overall Competence



**15. How did you form this impression of Sevierville Police Officers?**



**16. The members of the Sevierville Police Department respond in a fair and impartial manner when dealing with the racial, religious, and ethnic communities of Sevierville.**

136 of 149 (91%) responded to this question in 2008.

196 of 214 (92%) responded to this question in 2005.

|                   | <u>2008 Count</u> | <u>2008 Percentage</u> | <u>2005 Percentage</u> | <u>% of Change</u> |
|-------------------|-------------------|------------------------|------------------------|--------------------|
| Strongly Agree    | 45                | 33%                    | 37%                    | -4%                |
| Agree             | 48                | 35%                    | 40%                    | -5%                |
| Disagree          | 2                 | 1%                     | 1%                     | ---                |
| Strongly Disagree | 3                 | 2%                     | 1%                     | +1%                |
| Not Sure          | 38                | 28%                    | 21%                    | +7%                |

**17. I would feel comfortable calling the Sevierville Police Department for assistance.**

142 of 149 (95%) responded to this question in 2008.

207 of 214 (97%) responded to this question in 2005.

|                   | <u>2008 Count</u> | <u>2008 Percentage</u> | <u>2005 Percentage</u> | <u>% of Change</u> |
|-------------------|-------------------|------------------------|------------------------|--------------------|
| Strongly Agree    | 86                | 61%                    | 60%                    | +1%                |
| Agree             | 50                | 35%                    | 38%                    | -3%                |
| Disagree          | 0                 | ---                    | 1%                     | -1%                |
| Strongly Disagree | 3                 | 2%                     | ---                    | +2%                |
| Not Sure          | 3                 | 2%                     | 1%                     | +1%                |

**18. Overall, I feel that the City of Sevierville is a safe place in which to travel, live, work and conduct business.**

143 of 149 (96%) responded to this question in 2008.

204 of 214 (95%) responded to this question in 2005.

|                   | <u>2008 Count</u> | <u>2008 Percentage</u> | <u>2005 Percentage</u> | <u>% of Change</u> |
|-------------------|-------------------|------------------------|------------------------|--------------------|
| Strongly Agree    | 73                | 51%                    | 57%                    | -6%                |
| Agree             | 61                | 43%                    | 40%                    | +3%                |
| Disagree          | 2                 | 1%                     | 1%                     | ---                |
| Strongly Disagree | 3                 | 2%                     | ---                    | +2%                |
| Not Sure          | 4                 | 3%                     | 2%                     | +1%                |

**19. What is the status of your residency in the City of Sevierville?**

140 of 149 (94%) responded to this question in 2008.

201 of 214 (94%) responded to this question in 2005.

|   | <b>2008</b> | <b>2005</b>        |
|---|-------------|--------------------|
| Permanent resident within the city limits of Sevierville. | 122         | 187                |
| Seasonal resident of the City of Sevierville.             | 3           | 6                  |
| Live in the city limits but work outside the city limits. | 7           | 8                  |
| Work in the city limits but live outside the city limits. | 8           | Not asked in 2005. |

**20. What is your present age?**

57 of 149 (38%) responded to this question in 2008.

This question was not asked in 2005.

|             | <b>2008</b> |
|-------------|-------------|
| Average Age | 52          |
| Mean Age    | 54          |
| 21-30       | 10          |
| 31-40       | 11          |
| 41-50       | 31          |
| 51-60       | 27          |
| 61-70       | 29          |
| 71-80       | 21          |
| 81-90       | 7           |

**21. What was the last grade in school that you completed?**

141 of 149 (94%) responded to this question in 2008.

214 of 214 (100%) responded to this question in 2005.

|                                 | <b>2008 Count</b> | <b>2008 Percentage</b> | <b>2005 Count</b> | <b>2005 Percentage</b> | <b>% of Change</b> |
|---------------------------------|-------------------|------------------------|-------------------|------------------------|--------------------|
| 0 – 8 <sup>th</sup> grade       | 3                 | 2%                     | 7                 | 3%                     | -1%                |
| 9 – 11 <sup>th</sup> grade      | 7                 | 5%                     | 12                | 5%                     | ---                |
| 12 <sup>th</sup> grade or GED   | 44                | 32%                    | 49                | 23%                    | +9%                |
| Some college                    | 33                | 23%                    | 51                | 24%                    | -1%                |
| Vocational school               | 3                 | 2%                     | 12                | 6%                     | -4%                |
| Associate's degree (2 year)     | 12                | 9%                     | 16                | 7%                     | +2%                |
| Bachelor's degree (4 year)      | 20                | 14%                    | 36                | 17%                    | -3%                |
| Graduate or Professional degree | 19                | 13%                    | 31                | 15%                    | -2%                |

**22. What is your race/ethnic background?**

138 of 149 (93%) responded to this question in 2008.

214 of 214 (100%) responded to this question in 2005.

|                        | <b>2008<br/>Count</b> | <b>2008<br/>Percentage</b> | <b>2005<br/>Count</b> | <b>2005<br/>Percentage</b> | <b>% of<br/>Change</b> |
|------------------------|-----------------------|----------------------------|-----------------------|----------------------------|------------------------|
| African American/Black | 1                     | Less than 1%               | 0                     | 0%                         | +1%                    |
| Hispanic               | 2                     | 1%                         | 2                     | 1%                         | ---                    |
| White                  | 131                   | 96%                        | 212                   | 99%                        | -3%                    |
| Oriental/Asian         | 2                     | 1%                         | 0                     | 0%                         | +1%                    |
| Other                  | 2                     | 1%                         | 0                     | 0%                         | +1%                    |

**23. Are there any school-age children (elementary through high school) living in your home?**

149 of 149 (100%) responded to this question in 2008.

214 of 214 (100%) responded to this question in 2005.

|     | <b>2008<br/>Count</b> | <b>2008<br/>Percentage</b> | <b>2005<br/>Count</b> | <b>2005<br/>Percentage</b> | <b>% of<br/>Change</b> |
|-----|-----------------------|----------------------------|-----------------------|----------------------------|------------------------|
| Yes | 25                    | 17%                        | 55                    | 26%                        | -9%                    |
| No  | 124                   | 83%                        | 159                   | 74%                        | +9%                    |

**24. Last year, what was your total family income before taxes?**

119 of 149 (80%) responded to this question in 2008.

195 of 214 (91%) responded to this question in 2005.

|                     | <b>2008<br/>Count</b> | <b>2008<br/>Percentage</b> | <b>2005<br/>Count</b> | <b>2005<br/>Percentage</b> | <b>% of<br/>Change</b> |
|---------------------|-----------------------|----------------------------|-----------------------|----------------------------|------------------------|
| Under \$10,000      | 6                     | 5%                         | 12                    | 6%                         | -1%                    |
| \$10,000 - \$19,000 | 19                    | 15%                        | 31                    | 16%                        | -1%                    |
| \$20,000 - \$49,000 | 40                    | 34%                        | 74                    | 38%                        | -4%                    |
| \$50,000 - \$99,000 | 34                    | 29%                        | 55                    | 28%                        | +1%                    |
| \$100,000 or more   | 20                    | 17%                        | 23                    | 12%                        | +5%                    |

**25. What is your sex?**

138 of 149 (93%) responded to this question in 2008.

212 of 214 (99%) responded to this question in 2005.

|        | <b>2008<br/>Count</b> | <b>2008<br/>Percentage</b> | <b>2005<br/>Count</b> | <b>2005<br/>Percentage</b> | <b>% of<br/>Change</b> |
|--------|-----------------------|----------------------------|-----------------------|----------------------------|------------------------|
| Male   | 68                    | 49%                        | 83                    | 39%                        | +10%                   |
| Female | 70                    | 51%                        | 129                   | 61%                        | -10%                   |

Comments from the recommendations, suggestions, questions and concerns blank area at the end of the survey.

- Start ad's telling people to stay on their side of the yellow lines on roads-very dangerous & getting worse! Red light cameras for everywhere. Travel is the most dangerous aspect of Sevierville.
- I feel the police do their very best, and I'm very proud of them. It's not an easy job. Thank you for putting your life on the line for us. Thank you again. We are proud of you. I feel very safe due to the police department.
- I wish something could be done to prevent Veteran's Blvd from becoming a race track.
- You are awesome, great customer service!
- Love the Primary School and Middle School Officers!
- I feel you're all the same if you don't benefit by it, you just don't care. You can get all the drugs you want in my neighborhood. You know it and so do I.
- Our neighborhood is interested in a watch program and disaster training. We would like signs to indicate it is a watched area. Also we would like any information regarding what to do or where to go in the event of a disaster.
- Thanks for the great job you folks do! I'm very proud of our department.
- Our city has been a good place to live, work and raise children. The future, I am not sure. Too many people from foreign nations coming here.
- Area needs to be checked more often-somehow getting parents involved with these children-also checking the cars that drive through and stop and visit the teenagers in the area. We feel there are lots of drugs in the area. Better checking on dogs and cats on the loose-lots of them-owners need to be responsible-after warnings, should be fined.
- To put no jake brake law into effect they are just too loud
- Please!! Have more patrols in this area!!
- Special thanks to Officers Paul Laymon and Mike Israel. Both give SPD a good name & positive image for our city
- I feel that your department does an excellent job.
- Great Job. Thanks!
- I personally have been a victim of a break in and an assault. The police officers involved handled it poorly. That's wrong and I am writing a story still on everything that was done.
- Stricter enforcement of traffic signals, ie turn signals
- Speeding in the Mountain Meadows Subdivision is a real concern for many people with children. People drive much faster than the posted speed limit.
- Have made trips to your dept and several phone calls about the stray dogs & cats on street. You have a leash law but you don't honor it. My porches are continually tracked with mud and dog and cat poop all over yard. Last time I called I talked to a young lady who was very rude. She told me to catch them and tie them up myself. That's not my job. She also told me an officer made 2 trips daily on street. I know that is not true. I'm home all the time and I have yet to see first police car and that includes neighbors too. Somebody needs to be doing their job. If not I will go to someone higher up. Much higher. Thank you.
- It would be nice to see an officer on our street more than once every (2) wks and to make sure there are no cars parked on the street (signs are posted). And abide the (15mph) speed limit there are children playing, walking in the afternoon- I live with, care for my mother and when she rests, she likes to sit on the porch facing the street when "it's nice out". Thank you
- Two area of concern: 1. Animal or pet leash law enforcement could be better. 2. At certain times of the day, officers could assist traffic flow by directing traffic at certain red lights
- We just don't get the opportunity to thank ALL of the Sevierville Police Dept for the wonderful job being done by them.

- I omitted those questions which I feel unqualified to answer; however, the omissions imply absolutely no implication of any incompetence on the part of the police! This is a wonderful city! I love everything about it except the pollution. Can you do anything about that?!
- I had a need 2-3 years ago to contact the animal control officer regarding a dog in my neighborhood not being on a leash & running after my 2 dogs I walked on a leash. It took several calls to even get to talk to him. I had the same need 2 months ago & got quick service. However, I don't know that people are informed of the city leash law. I have seen other dogs "loose" in the neighborhood and I'm scared of them.
- Really, I am concerned about traffic noise and levels in my neighborhood. Lots of loud engine, commercial truck traffic and kids w/excessive speed & racing. There is one particularly loud motorcycle engine-so unnecessary in a pretty area.
- These questions, 20-25, could very easily be deemed prejudicial and should not have been included in an unbiased survey.
- I wouldn't want to live anywhere else. A thank you to the police and fire departments for a job-a hard job well done. Thank you for asking.
- Just a random thought I have discussed with my husband. I would not feel comfortable being stopped by any police officer after dark. Not in this town or any town. Exceptions of course driving very fast or very badly. But I feel very safe in this city.
- In the past when I have called the dept. the dispatchers have been polite and the officers I've come into contact with are polite. Our neighborhood is patrolled frequently which is comforting as we have had several break-ins in the neighborhood. Overall, I think your police department appears to be doing a great job!
- Thanks for your hard work. I know your job is difficult.
- You need to come through more often because every time we call the law on people speeding through our neighborhood, you just give them a slap on the wrist. Because you never do nothing. You also need to set up check points for drinking and driving. There is a lot of that going on in our neighborhood. My daughter can't even go outside to play, because I am scared she will get hit by a car. There was one time I called the law because of people speeding, drinking and driving, and tried to hit anyone they can. And I was the one who got into trouble. Now do you think that was right because I don't. You said you guys protect and serve. Well then you need to protect and serve those who need you guys the most. That is my opinion. Thank you.
- Have limited contact, except for general observation now. In past, relating to delinquent juvenile, and some medical emergencies, felt confident of receiving assistance was treated professionally.
- I have children and if possible they catch the bus @ 7am. And would feel better if there was an officer in the area. I most of the time stand with them but sometimes I am preparing to go to work. But, if at all possible I understand you all have a lot of territory to cover and I appreciate the survey.
- The only contact I have ever had was with a young neighbor that had to call the police several times over domestic violence and she called me to help her with her 3 small children. The officers were very nice, friendly, comforting to her, well mannered and in all I was very impressed with them. I Never see animal control. I don't know if that is Sevierville Police or county.
- I just moved to Sevierville. I have not had any contact with SPD so I'm unable to comment. I live in a condo. I personally have not seen any patrol in my area. I feel safe here and trust it isn't a false sense of security. Thanks.
- Thanks so much for coming to out apartments when the fight started. You guys spent a lot of time with us. Then when we needed you back, you were here in 2 minutes! Thank you guys!
- The traffic in Sevierville Middle School and Intermediate School is always congested during school drop off in the morning and pick up time in the afternoon. Would it be possible to have a

police officer manage the traffic on Prince St. and High St? In addition to the police officer in 4 way stop at Eastgate Rd.

- Thank you for patrolling our neighborhood. I greatly appreciate having officers/patrol cars visible. I have never lived in a low income rental area and it is unnerving sometimes at what I see around here.
- Dept has improved in the last few years & seems to be doing a good job but could use more training filling accident paperwork like who insurance people are. If person is unconscious they would need information. We do appreciate you and all your efforts.
- Wish something could be done about the people ganging up & standing outside some of the businesses in town.
- We have an excellent police force
- There are several sheriffs and SPD officers that live in my neighborhood. I know where most of them live and all are close by, but I rarely see patrols through the area. Overall I feel safe.
- Traffic is a problem. This too may be more of a transportation problem than something the Police can address. Secrecy seems to be overdone. I do not think the Police or the City for that matter needs a propaganda minister to give his take on all matters. I would have more faith if the Police Chief or one of the officers would talk to the press.
- The officers that I have dealt with were very professional and courteous. They have been to my address about four times because of thefts of personal property and once for vandalism.
- Ask your officers to be more friendly to everyone especially to kids. Please slow the speeders and loud music players down, 11am to 11pm. Thanks
- Sorry I'm so late in returning I do my bills the 3rd of each month and this was stuck in that pile. I really like living here and feel totally safe at home and on the street. May God bless your efforts.
- Thank you for sending Police Officers by mom's house after the loss of Dad. The officers were very kind to mom I reassured her that they were watching out for her. Thanks again! It is nice to know all cares.
- Officers seem to be "overly aggressive", when that sort of attitude is not needed. Other than that seems to be a good dept. Need to tighten up on certain people. They're everyday dangerous drunk driving all over the roads.
- Most people are like myself. They are law abiding citizens that have never had any problem with obeying the laws. I know the officers put their life on the line each time they make a traffic stop or answer a call. They deserve the respect of the community they serve. Sometimes that isn't 100% true but most of the time it is. Over 99% true.
- I think officers should slow down on Park Road. They do go in excess of the 35mph posted at all times.
- I prefer not to answer question #24
- My concern-people running traffic lights.